

New York Times

- In-Library access - Unlimited access to News, Cooking, and Wirecutter while onsite at the Library.
- Remote access - For offsite access to News, Cooking and Wirecutter, and access to Games and The Athletic.

Sign Up - Create a free NYTimes Account

1. Open a web browser on your computer.
2. Go to **nytimes.com**
3. Click on Log In in the top right hand corner.

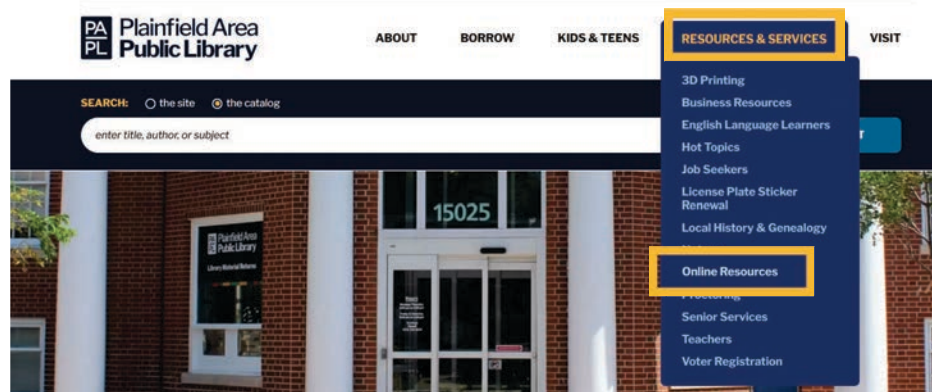


4. Enter your email address to create an account.
5. Click Continue.
6. Enter a password and click on **Create Account**.
7. Your account has now been created. You will be taken to the NYTimes homepage.

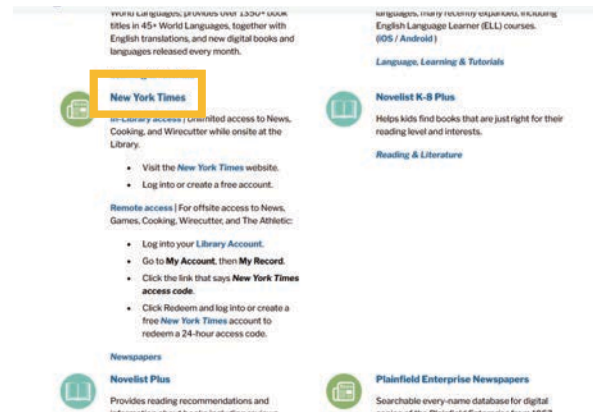
A screenshot of the New York Times login page. The page title is "The New York Times". Below the title, it says "Log in or create an account". There is an "Email Address" input field. Below the input field is a "Continue" button. Below the "Continue" button is the text "or" and "By continuing, you agree to the Terms of Sale, Terms of Service, and Privacy Policy." Below this text are three buttons: "Continue with Google", "Continue with Facebook", and "Continue with Apple". At the bottom, there is a link: "Continue with work or school single sign-on >".A screenshot of the New York Times account creation page. The page title is "The New York Times". Below the title, it says "Create your free account". There is an "Email Address" input field with the value "mzaki@papl.inf" and an "Edit" button. Below the email field is a "Password" input field with a "Show" button. Below the password field is the text "By creating an account, you agree to the Terms of Sale, Terms of Service, and Privacy Policy." Below this text is a "Create Account" button.

Visit the Website

1. Open a web browser on your computer.
2. Go to **papl.info**.
3. At the top of the screen, select **Resources and Services** and then **Online Resources**.



4. Scroll down and locate **New York Times**.



In-Library Access

Gives you unlimited access to News, Cooking, and Wirecutter while onsite at the Library.

1. Visit the NYTimes website by clicking **In-Library Access** or going to **nytimes.com**
2. Click on **Log In** in the top right hand corner and log in with your New York Times email address and password to access articles on the site.

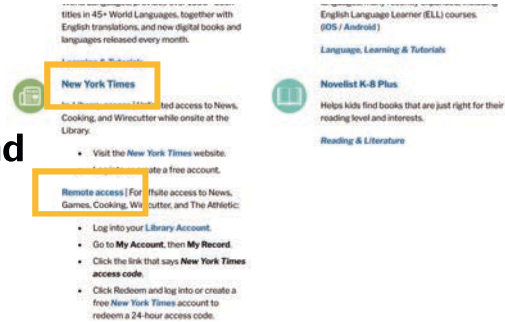


Remote Access

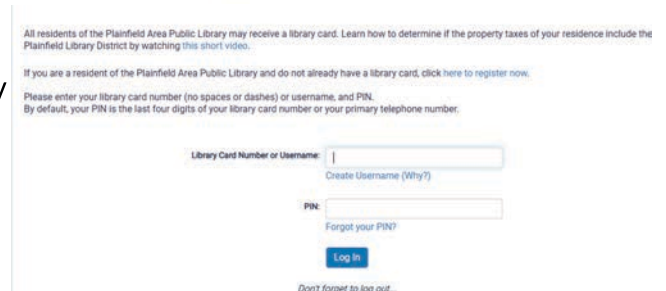
Use this option if you are away from the library and/or wish to access NYTimes Games and The Athletic.

Your PAPL Library Card and PIN is required. (The PIN defaults to the last 4 digits of the library card number)

1. Go to **papl.info**.
2. At the top of the screen, select **Resources and Services** and then **Online Resources**.
3. Locate **New York Times** and select **Remote Access**.



2. You will be asked to log in to your library account. Enter your library card number (no spaces) or username and PIN.



3. Click on **New York Times access code**.



4. Click on **Redeem**.



5. Enter your New York Times account email address and password.

6. Click **Continue** on the next screen.



7. You will be taken through a few screens to setup your New York Times preferences. Click Continue or Skip to move to the setup options. You will have access to the New York Times Website once completed.

8. Once you have redeemed a code, you can use it to gain access to the **NYTimes App** as well