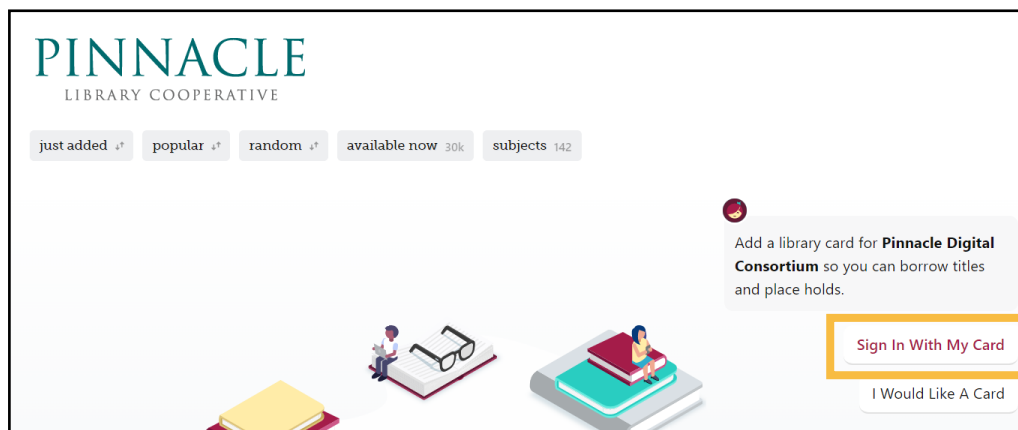


Libby, by OverDrive - Kindle eReader

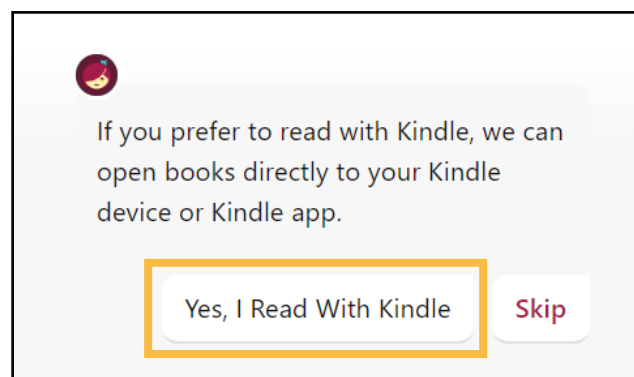
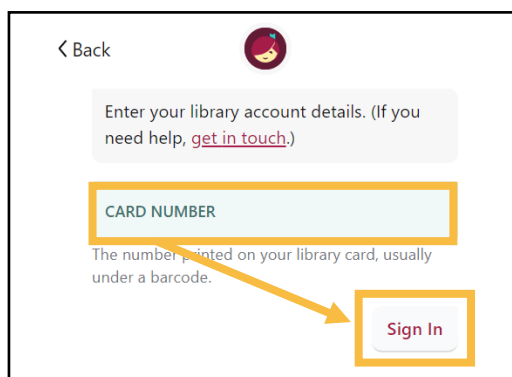
Your Amazon account password is required to transfer borrowed Kindle eBooks from Libby to a Kindle eReader (Oasis, Paperwhite, Voyager).

Sign into Libby

1. Open a web browser on a computer. Go to **libbyapp.com/library/pinnacle**.
2. Tap **Sign In With My Card**. Select **Plainfield Area Public Library**.

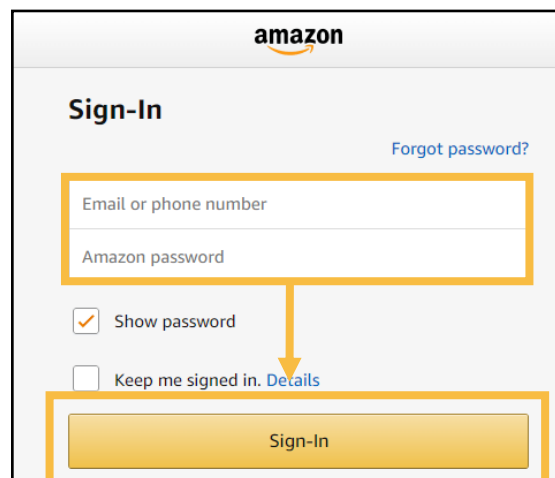
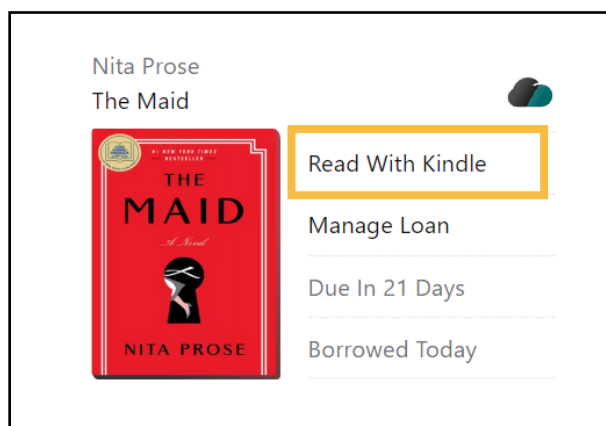


3. Type in your **Library Card Number** (no spaces) and then tap **Sign In** and then **Next**. Choose **Yes, I Read With Kindle** and then **Continue**. You can now use the Libby website to check out Kindle titles to send to your Kindle app.

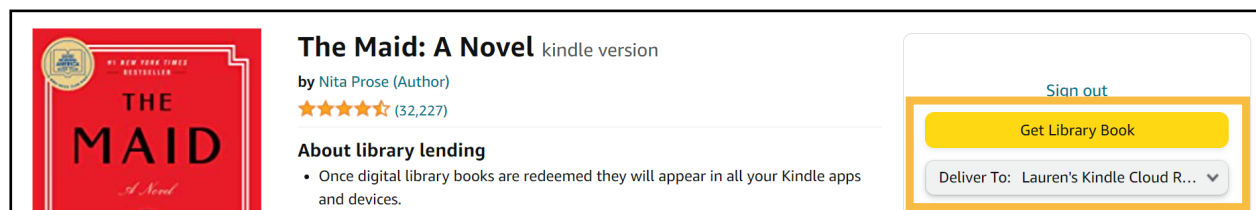


Send Kindle Book to Your Kindle

1. **Borrow** an eBook or find already borrowed eBooks under **Loans** on your **Shelf**.
2. Tap **Read With Kindle**. A new browser tab will open to the Amazon Sign-In page. Enter the email and password for your Amazon account. Tap **Sign-In**.



3. The title you wish to borrow will appear on the screen. Under **Deliver To**, select which Kindle eReader you would like to use. Select **Get Library Book**.



4. You can now read the title on your Kindle eReader. If the title doesn't automatically appear, sync your Kindle.